

UniLokata

Rating Analiz Online



Money instruments for Individual Clients

Level of risk:



minimal



low



moderate



high



highest

Investment policy

UniLokata is a money market sub-fund which assets are allocated in debt instruments with low price sensitivity to changes in interest rates, i.e. short term government securities, as well as safe corporate bonds with floating interest rates based on deposits on the interbank market or those which maturity does not exceed one year.

Investor profile

The sub-fund is designated for investors who:

- expect high liquidity investment and stable profit regardless of a situation on the stock market
- are looking for an alternative to bank deposits
- want to invest financial surpluses in short-term debt securities and other money market instruments
- prefer short-term investments (maximum one year).

Sub-fund profile

Sub-fund type	Money market sub-fund
Inception date	1 February 2012
Fund management company	Union Investment TFI S.A.
Stockholder of the management company	Union Asset Management Holding AG – 100%
Minimum initial and next payments	100 PLN
Maximum front-load fee according to table of fees	0%
Maximum management fee	2%
Actual management fee	0.9%
Sub-fund managers	Andrzej Czarnecki
Net asset value	1,030.87 mln PLN
Value of participation unit	118.56 PLN
Bank account numbers	13 1880 0009 0000 0013 0079 5000

Recommended minimal investment horizon:





UniLokata

Rating Analiz Online



Money instruments for Individual Clients

Level of risk:



minimal



low



moderate



high



highest

Sub-fund performance vs. benchmark*

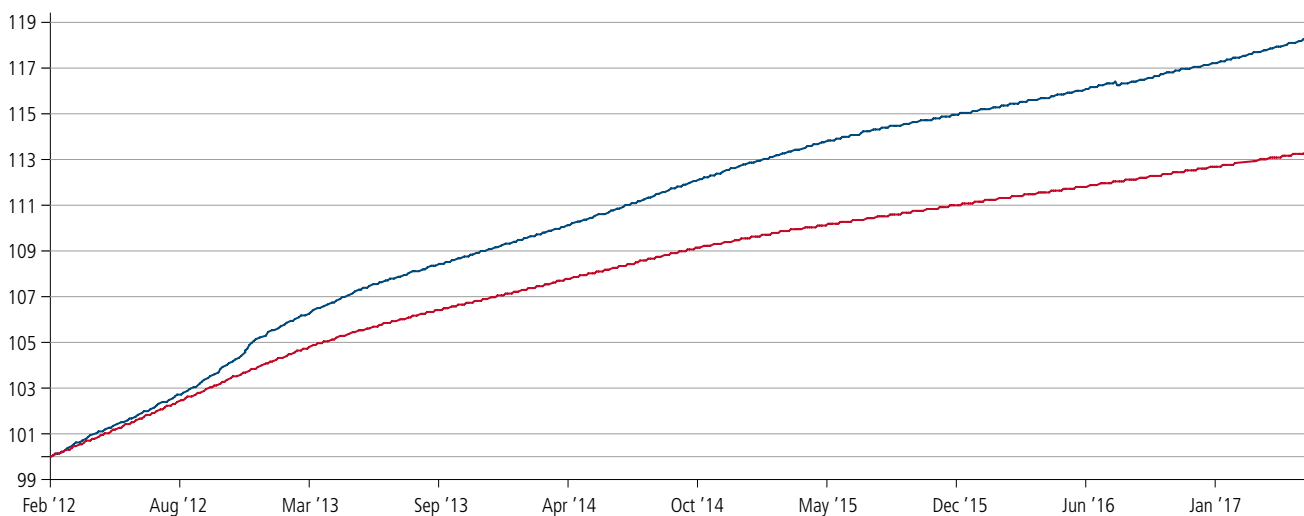
	1 month	3 months	6 months	1 year	2 years	5 years
UniLokata (%)	0.22	0.58	1.11	2.02	3.88	16.36
Benchmark (%)	0.13	0.36	0.70	1.41	2.83	11.71
Difference	0.09	0.22	0.41	0.61	1.05	4.65

* Performance of the sub-fund and its benchmark is calculated on the basis of last working days of each month.

Sub-fund performance vs. benchmark

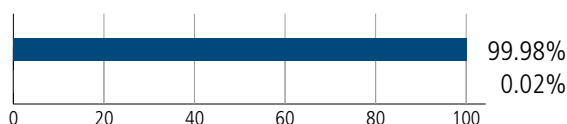
— UniLokata

— Benchmark UniLokata



Asset allocation

Commercial papers & corporate bonds
Derivatives

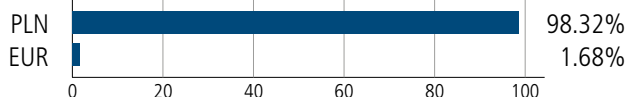


Benchmark¹

The rate of 1M WIBID less the rate of mandatory provisions of the National Bank of Poland

¹ The model portfolio, which is a point of reference to evaluation of fund assets management results.

Currency structure





Money instruments for Individual Clients

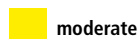
Level of risk:



minimal



low



moderate



high



highest

Risk measures

	12 m
Beta to WIG	–
Information ratio	3.78
Tracking error	0.16%
Standard deviation	0.16%
Duration*	0.29

10 biggest positions**

MBH0223	ISIN: PLRHNHP00409	6.66%
ENA0220	ISIN: PLENEA000088	5.90%
PGN0617	ISIN: PLPGNIG00063	5.82%
TPE1119	ISIN: PLTAURN00037	5.34%
MBK0125	ISIN: PLBRE0005185	4.20%
ENG1019	ISIN: PLENERG00014	4.12%
BZW0618	ISIN: PLBZ00000176	3.36%
BGK0219	ISIN: PLO000500187	3.30%
POZ1226X	SERIA: X	3.15%
BGZ0318	BGZ0318	3.13%

* Modified duration; information as of 28.02.2017.

** Information as of 30.12.2016.

Dictionary

Beta to WIG – this ratio shows the relation between changes in the value of a fund unit and changes in the WIG index. Beta of 1 means that changes in the value of a fund unit are the same as changes in the WIG index. Beta below 1 means that a growth (decrease) in the benchmark by 1% is usually connected with a growth (decrease) in the value of the WIG index by less than 1%. Beta over 1 means that a growth (decrease) in the WIG index by 1% is usually connected with a growth (decrease) in the value of a fund unit by more than 1%.

Information ratio – this ratio shows the profitability of risk borne by the fund compared to its benchmark. The higher the information ratio, the lower the risk at which the return of the fund is generated compared to the benchmark. The fund with the information ratio over 0.3 is considered as effectively managed.

Tracking error – this ratio shows how risky the given fund is compared to its benchmark. The higher the ratio, the more aggressively is the fund managed compared to its benchmark. The ratio is used to compare the risk of funds with a similar profile (e.g. equity funds).

Standard deviation – this ratio shows how risky the given fund is. The higher the ratio, the more volatile the price of a fund unit. This ratio is used to compare the risk of funds with a similar profile (e.g. equity funds).

Duration – this ratio shows the change in the value of the debt part of the fund in reaction to a change in interest rates. The higher the duration, the bigger effect of a change in interest rates on a change in the value of a fund unit i.e. the higher the risk connected with the same.

UniLokata

Rating Analiz Online



Money instruments for Individual Clients

Level of risk:

minimal

low

moderate

high

highest

This material is distributed to advertise or promote services provided by Union Investment TFI S.A.

Presented financial information concerns the indicated period in the past and does not constitute a guarantee of achievement of similar results in the future.

The result presented does not include front-load fees associated with investing in a given sub-fund or taxes. Front-load fees and applicable taxes may be deducted from the result. The UniEURIBOR sub-fund is denominated in EUR. Incoming and outgoing payments by way of purchase or sale of participation units in the sub-fund are made in EUR. In the event a participant intends to obtain investment returns in a currency other than EUR, the participant must take into account the fact that any returns may increase or decrease as a result of currency fluctuations.

The UniDolar Pieniężny sub-fund is denominated in USD. Incoming and outgoing payments by way of purchase or sale of participation units in the sub-fund are made in USD. In the event a participant intends to obtain investment returns in a currency other than USD, the participant must take into account the fact that any returns may increase or decrease as a result of currency fluctuations.

No guarantee of achievement of the objectives of the investment funds; there is a possibility of a decrease in value, including the loss of a part of the invested funds.

A high volatility of the net asset value: UniAkcje Małych i Średnich Spółek, UniAkcje Sektory Wzrostu, UniAkcje: Nowa Europa, UniKorona Akcje, UniKorona Zrównoważony, UniStabilny Wzrost, UniObligacje: Nowa Europa and UniAkcje: Turcja, UniAkcje Dywidendowy in UniFundusze^{FIO}, UniObligacje Aktywne, UniStrategie Dynamiczny, UniAkcje: Daleki Wschód, UniEURIBOR, UniAbsolute Return Uniwersalny, UniAkcje Biopharma, UniAkcje Globalny Dywidendowy in UniFundusze^{FIO}.

The possibility of the deposit more than 35% of assets of UniKorona Pieniężny, UniKorona Obligacje, UniStabilny Wzrost, UniKorona Zrównoważony, UniStrategie Dynamiczny, UniAkcje: Daleki Wschód, UniAbsolute Return Uniwersalny, UniAktywny Pieniężny, SGB Zagraniczny, SGB Dłużny in securities issued or guaranteed by the Polish Treasury or the Polish National Bank, and in the case of UniDolar Pieniężny, UniObligacje: Nowa Europa, UniAkcje: Turcja, UniAkcje Dywidendowy and UniLokata also in securities issued or guaranteed by: Australia, Austria, Belgium, Bulgaria, Canada, Cyprus, Czech Republic, Denmark, Estonia, Finland, France, Germany, Great Britain, Greece, Hungary, Iceland, Ireland, Italy, Japan, Latvia, Lithuania, Luxembourg, Malta, Mexico, Netherlands, New Zealand, Norway, Poland, Portugal, Romania, Slovakia, Slovenia, South Korea, Spain, Sweden, Switzerland, Turkey, United States of America and the European Investment Bank and World Bank (The International Bank for Reconstruction and Development).

Information prospectuses, Key investor information, information for clients of AIF, tables of fees, information on investment risk and taxes are available through the website: www.union-investment.pl.

Union Investment TFI S.A. operates under a licence from the Securities and Exchange Commission (currently: Polish Financial Supervision Authority) of 1 June 1995, no. of decision KPW-4073-1\95.

Any questions?



801 144 144

(+48) 22 449 03 33 (Monday to Friday from 8:00 to 18:00)



tfi@union-investment.pl