

UniKorona Zrównoważony

Polish bonds and equities

Rating Analiz Online



Level of risk:



minimal



low



moderate



high



highest

Investment policy

The purpose of the sub-fund is the long-term increase in the value of its assets as a result of investing in stocks and bonds. The share of stocks in sub-fund cannot be less than 20% and higher than 80% of sub-fund's asset value. Sub-fund investments are made primarily on the basis of a fundamental analysis, especially in the case of equity securities, the basic criterion is determining the market and technological advantages of the company and the quality of business management. In determining the proportion of stocks and debt securities in the assets of the sub-fund, factors determining the stock market situation, as well as performances and perspectives in the profitability of debt securities are taken into consideration.

Investor profile

The sub-fund is designated for investors who:

- want to participate in profits from stocks and bonds,
- are interested in an alternative to direct investments in stocks and bonds,
- require a clear and highly liquid form of an investment,
- appreciate professional management.

Sub-fund profile

Sub-fund type	Polish balanced sub-fund
Inception date	1 September 1995
Fund management company	Union Investment TFI S.A.
Stockholder of the management company	Union Asset Management Holding AG – 100%
Minimum initial and next payments	100 PLN
Maximum front-load fee according to table of fees	5%
Maximum management fee	4%
Actual management fee	3.2%
Sub-fund managers	Tomasz Matras, Dariusz Lasek
Net asset value	343.01 mln PLN
Value of participation unit	337.16 PLN
Bank account numbers	34 1880 0009 0000 0013 0017 1009

Recommended minimal investment horizon:





UniKorona Zrównoważony

Polish bonds and equities

Rating Analiz Online



Level of risk:



minimal



low



moderate



high



highest

Sub-fund performance vs. benchmark*

	1 month	3 months	6 months	1 year	2 years	5 years	10 years
UniKorona Zrównoważony (%)	0.82	0.34	6.28	16.37	10.55	27.90	16.32
Benchmark (%)	1.35	1.39	7.79	17.59	12.86	38.58	35.52
Difference	-0.53	-1.05	-1.51	-1.22	-2.31	-10.68	-19.20

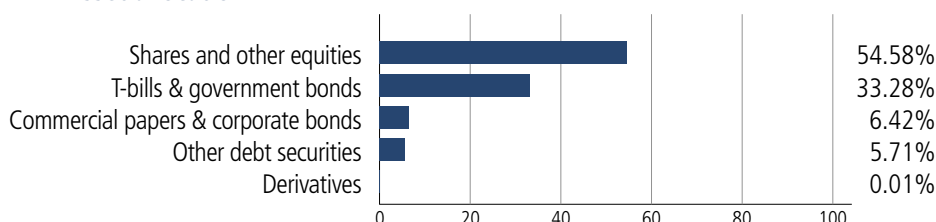
* Performance of the sub-fund and its benchmark is calculated on the basis of last working days of each month.

Sub-fund performance vs. benchmark

— UniKorona Zrównoważony
 — Benchmark UniKorona Zrównoważony



Asset allocation



Benchmark¹

50% WIG, 50% Bloomberg BPOL15

¹ The model portfolio, which is a point of reference to evaluation of fund assets management results.



UniKorona Zrównoważony

Polish bonds and equities

Rating Analiz Online



Level of risk:



minimal



low



moderate

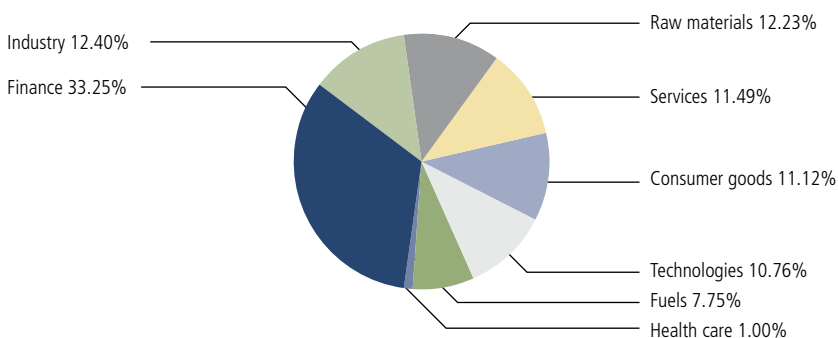


high

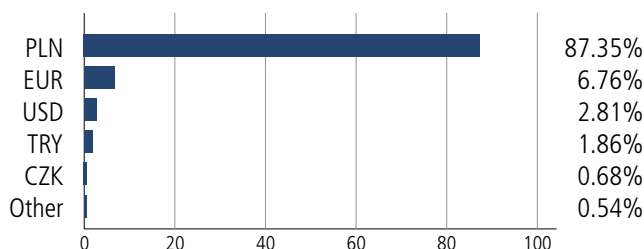


highest

Sector allocation of equity portfolio



Currency structure



Risk measures

	12 m
Beta to benchmark	0.90
Beta to WIG	0.44
Information ratio	-0.65
Tracking error	1.88%
Sharpe's ratio	2.85
Standard deviation	5.20
Duration*	3.93

* Modified duration; information as of 28.04.2017.

Dictionary

Beta to benchmark – this ratio shows the relation between changes in the value of a fund unit and the benchmark. Beta of 1 means that changes in the value of a fund unit are the same as of the benchmark, which suggests that the composition of instruments in the fund is the same as the composition of instruments in the benchmark. Beta below 1 means that a growth (decrease) in the benchmark by 1% is usually connected with a growth (decrease) in the value of a fund unit by less than 1%. Beta over 1 means that a growth (decrease) in the benchmark by 1% is usually connected with a growth (decrease) in the value of a fund unit by more than 1%.

Beta to WIG – this ratio shows the relation between changes in the value of a fund unit and changes in the WIG index. Beta of 1 means that changes in the value of a fund unit are the same as changes in the WIG index. Beta below 1 means that a growth (decrease) in the benchmark by 1% is usually connected with a growth (decrease) in the value of the WIG index by less than 1%. Beta over 1 means that a growth (decrease) in the WIG index by 1% is usually connected with a growth (decrease) in the value of a fund unit by more than 1%.

Information ratio – this ratio shows the profitability of risk borne by the fund compared to its benchmark. The higher the information ratio, the lower the risk at which the return of the fund is generated compared to the benchmark. The fund with the information ratio over 0.3 is considered as effectively managed.

Tracking error – this ratio shows how risky the given fund is compared to its benchmark. The higher the ratio, the more aggressively is the fund managed compared to its benchmark. The ratio is used to compare the risk of funds with a similar profile (e.g. equity funds).

UniKorona Zrównoważony

Polish bonds and equities

Rating Analiz Online



Level of risk:

 minimal

 low

 moderate

 high

 highest

10 biggest positions – equity*

Polski Koncern Naftowy Orlen S.A.	ISIN: PLPKN0000018	4.00%
Powszechny Zakład Ubezpieczeń S.A.	ISIN: PLPZU0000011	3.46%
Bank Polska Kasa Opieki S.A.	ISIN: PLPEKAO00016	2.92%
KGHM Polska Miedź S.A.	ISIN: PLKGHM000017	2.10%
Bank Zachodni WBK S.A.	ISIN: PLBZ00000036	1.94%
Medicalgorithmics S.A.	ISIN: PLMDCLG00015	1.64%
ING Bank Śląski S.A.	ISIN: PLBSK0000017	1.63%
Powszechna Kasa Oszczędności Bank Polski S.A.	ISIN: PLPKO0000016	1.50%
Cyfrowy Polsat S.A.	ISIN: PLCFRPT00013	1.48%
Amica Wronki S.A.	ISIN: PLAMICA00010	1.46%

10 biggest positions – debt*

WZ0121	ISIN: PL0000106068	4.28%
PS0420	ISIN: PL0000108510	4.08%
IDS1018	ISIN: PL0000500021	3.24%
PS0718	ISIN: PL0000107595	3.04%
PS0721	ISIN: PL0000109153	2.86%
WAR1025	ISIN: PL0003200058	2.85%
PS0418	ISIN: PL0000107314	2.35%
DS1021	ISIN: PL0000106670	1.70%
DS1020	ISIN: PL0000106126	1.64%
DS1019	ISIN: PL0000105441	1.63%

* Information as of 30.12.2016.

Sharpe's ratio – this ratio shows the profitability of risk borne by the fund compared to safe investments (e.g. treasury bonds). The higher the Sharpe's ratio, the lower the risk at which the return of the fund is generated compared to safe investments.

Standard deviation – this ratio shows how risky the given fund is. The higher the ratio, the more volatile the price of a fund unit. This ratio is used to compare the risk of funds with a similar profile (e.g. equity funds).

Duration – this ratio shows the change in the value of the debt part of the fund in reaction to a change in interest rates. The higher the duration, the bigger effect of a change in interest rates on a change in the value of a fund unit i.e. the higher the risk connected with the same.

UniKorona Zrównoważony

Polish bonds and equities

Rating Analiz Online



Level of risk:

minimal

low

moderate

high

highest

This material is distributed to advertise or promote services provided by Union Investment TFI S.A.

Presented financial information concerns the indicated period in the past and does not constitute a guarantee of achievement of similar results in the future.

The result presented does not include front-load fees associated with investing in a given sub-fund or taxes. Front-load fees and applicable taxes may be deducted from the result. The UniEURIBOR sub-fund is denominated in EUR. Incoming and outgoing payments by way of purchase or sale of participation units in the sub-fund are made in EUR. In the event a participant intends to obtain investment returns in a currency other than EUR, the participant must take into account the fact that any returns may increase or decrease as a result of currency fluctuations.

The UniDolar Pieniężny sub-fund is denominated in USD. Incoming and outgoing payments by way of purchase or sale of participation units in the sub-fund are made in USD. In the event a participant intends to obtain investment returns in a currency other than USD, the participant must take into account the fact that any returns may increase or decrease as a result of currency fluctuations.

No guarantee of achievement of the objectives of the investment funds; there is a possibility of a decrease in value, including the loss of a part of the invested funds.

A high volatility of the net asset value: UniAkcje Małych i Średnich Spółek, UniAkcje Sektory Wzrostu, UniAkcje: Nowa Europa, UniKorona Akcje, UniKorona Zrównoważony, UniStabilny Wzrost, UniObligacje: Nowa Europa and UniAkcje: Turcja, UniAkcje Dywidendowy in UniFundusze^{FIO}, UniObligacje Aktywne, UniAkcje: Daleki Wschód, UniEURIBOR, UniAkcje Biopharma, UniAkcje Globalny Dywidendowy in UniFundusze^{SPIO}.

The possibility of the deposit more than 35% of assets of UniKorona Pieniężny, UniKorona Obligacje, UniStabilny Wzrost, UniKorona Zrównoważony, UniAkcje: Daleki Wschód, UniAktywne Pieniężny, SGB Zagraniczny, SGB Dłużny, UniGotówkowy Aktywa Polskie in securities issued or guaranteed by the Polish Treasury or the Polish National Bank, and in the case of UniDolar Pieniężny, UniObligacje: Nowa Europa, UniAkcje: Turcja, UniAkcje Dywidendowy and UniLokata also in securities issued or guaranteed by: Australia, Austria, Belgium, Bulgaria, Canada, Cyprus, Czech Republic, Denmark, Estonia, Finland, France, Germany, Great Britain, Greece, Hungary, Iceland, Ireland, Italy, Japan, Latvia, Lithuania, Luxembourg, Malta, Mexico, Netherlands, New Zealand, Norway, Poland, Portugal, Romania, Slovakia, Slovenia, South Korea, Spain, Sweden, Switzerland, Turkey, United States of America and the European Investment Bank and World Bank (The International Bank for Reconstruction and Development).

Information prospectuses, Key investor information, information for clients of AIF, tables of fees, information on investment risk and taxes are available through the website: www.union-investment.pl.

Union Investment TFI S.A. operates under a licence from the Securities and Exchange Commission (currently: Polish Financial Supervision Authority) of 1 June 1995, no. of decision KPW-4073-1\95.

Any questions?



801 144 144

(+48) 22 449 03 33 (Monday to Friday from 8:00 to 18:00)



tfi@union-investment.pl