

UniAkcje Dywidendowy

Equity sub-fund

Rating Analiz Online



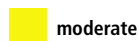
Level of risk:



minimal



low



moderate



high



highest

Investment policy

The sub-fund invests primarily in the shares of issuers from Central and Eastern European countries, as well as subscription warrants, right to shares, subscription rights and deposit notes, whereby the share of equity and other securities of an equity nature in the sub-fund's assets will be no lower than 60%. The remaining assets may include other categories of investments mentioned in the statute, in particular debt securities and money market instruments. The sub-fund's investments in equities and other securities are made primarily on the basis of fundamental analysis. In particular, in case of securities of an equity nature, the main criterion is the market and technological advantages of the companies and the quality of business management.

Investor profile

The sub-fund is addressed to investors, who:

- want to benefit from dividends paid regularly by companies operating on the Central and Eastern European market.
- intend to benefit from increases on the stock market.
- plan to diversify the portfolio of funds they hold with a dividend equity sub-fund.
- are aware of the risks related to investing in stocks.

This is not a sub-fund for investors, who:

- want to receive a guaranteed profit.
- do not accept fluctuations in the value of investments in the short term.
- invest their funds in a short-term horizon.

Sub-fund profile

Sub-fund type	equity sub-fund
Inception date	30 April 2013
Fund management company	Union Investment TFI S.A.
Stockholder of the management company	Union Asset Management Holding AG – 100%
Minimum initial and next payments	100 PLN
Maximum front-load fee according to table of fees	5%
Maximum management fee	4%
Actual management fee	4%
Sub-fund manager	Tomasz Matras
Net asset value	44.63 mln PLN
Value of participation unit	132.84 PLN
Bank account number	PL 13 1880 0009 0000 0013 0089 2000

Recommended minimal investment horizon:



UniAkcje Dywidendowy

Equity sub-fund

Rating Analiz Online



Level of risk:



minimal



low



moderate



high



highest

Sub-fund performance*

	1 month	3 months	6 months	1 year	2 years	5 years	10 years
UniAkcje Dywidendowy (%)	0.58	-3.02	-1.06	5.00	20.33	–	–

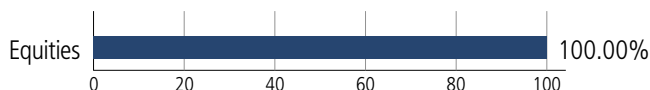
* Performance of the sub-fund is calculated on the basis of last working days of each month.

Sub-fund performance

— UniAkcje Dywidendowy



Asset allocation

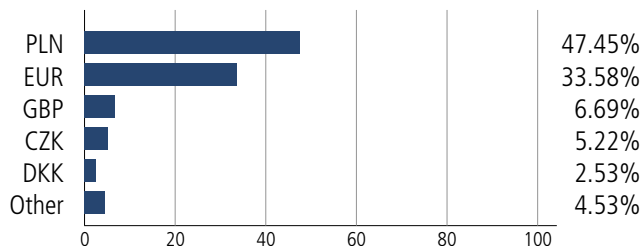


Benchmark¹

No benchmark

¹ The model portfolio, which is a point of reference to evaluation of fund assets management results.

Currency structure



UniAkcje Dywidendowy

Equity sub-fund

Rating Analiz Online



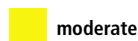
Level of risk:



minimal



low



moderate

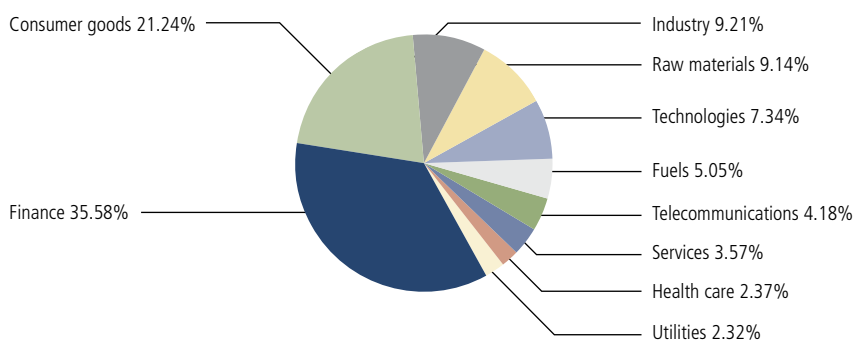


high



highest

Sector allocation of equity portfolio



10 biggest positions*

Powszechny Zakład Ubezpieczeń S.A.	ISIN: PLPZU000011	5.57%
Wielton S.A.	ISIN: PLWELTN00012	3.62%
AXA S.A.	ISIN: FR0000120628	3.37%
Allianz SE-REG	ISIN: DE0008404005	3.33%
BNP Paribas S.A.	ISIN: FR0000131104	3.32%
Schneider Electric SE	ISIN: FR0000121972	3.19%
Polski Koncern Naftowy Orlen S.A.	ISIN: PLPKN0000018	3.04%
Grupa Kęty S.A.	ISIN: PLKETY000011	2.89%
Bank Polska Kasa Opieki S.A.	ISIN: PLPEKAO00016	2.69%
Rainbow Tours S.A.	ISIN: PLRNBWT00031	2.72%

* Information as of 30.06.2017.

Risk measures

	12 m
Beta to WIG	0.34
Standard deviation	5.80%

Dictionary

Beta to WIG – this ratio shows the relation between changes in the value of a fund unit and changes in the WIG index. Beta of 1 means that changes in the value of a fund unit are the same as changes in the WIG index. Beta below 1 means that a growth (decrease) in the benchmark by 1% is usually connected with a growth (decrease) in the value of the WIG index by less than 1%. Beta over 1 means that a growth (decrease) in the WIG index by 1% is usually connected with a growth (decrease) in the value of a fund unit by more than 1%.

Standard deviation – this ratio shows how risky the given fund is. The higher the ratio, the more volatile the price of a fund unit. This ratio is used to compare the risk of funds with a similar profile (e.g. equity funds).

UniAkcje Dywidendowy

Equity sub-fund

Rating Analiz Online



Level of risk:



minimal



low



moderate



high



highest

This material is distributed to advertise or promote services provided by Union Investment TFI S.A.

Presented financial information concerns the indicated period in the past and does not constitute a guarantee of achievement of similar results in the future.

The result presented does not include front-load fees associated with investing in a given sub-fund or taxes. Front-load fees and applicable taxes may be deducted from the result. The UniEURIBOR sub-fund is denominated in EUR. Incoming and outgoing payments by way of purchase or sale of participation units in the sub-fund are made in EUR. In the event a participant intends to obtain investment returns in a currency other than EUR, the participant must take into account the fact that any returns may increase or decrease as a result of currency fluctuations.

The UniDolar Pieniężny sub-fund is denominated in USD. Incoming and outgoing payments by way of purchase or sale of participation units in the sub-fund are made in USD. In the event a participant intends to obtain investment returns in a currency other than USD, the participant must take into account the fact that any returns may increase or decrease as a result of currency fluctuations.

No guarantee of achievement of the objectives of the investment funds; there is a possibility of a decrease in value, including the loss of a part of the invested funds.

A high volatility of the net asset value: UniAkcje Małych i Średnich Spółek. UniAkcje Sektory Wzrostu. UniAkcje: Nowa Europa. UniKorona Akcje. UniKorona Zrównoważony. UniStabilny Wzrost. UniObligacje: Nowa Europa and UniAkcje: Turcja. UniAkcje Dywidendowy in UniFundusze^{FIO}. UniObligacje Aktywne. UniAkcje: Daleki Wschód. UniEURIBOR. UniAkcje Biopharma. UniAkcje Selektywny Globalny in UniFundusze^{SPIO}.

The possibility of the deposit more than 35% of assets of UniKorona Pieniężny, UniKorona Obligacje, UniStabilny Wzrost, UniKorona Zrównoważony, UniAkcje: Daleki Wschód, UniAktywne Pieniężny, SGB Zagraniczny, SGB Dłużny, UniGotówkowy Aktywa Polskie in securities issued or guaranteed by the Polish Treasury or the Polish National Bank, and in the case of UniDolar Pieniężny, UniObligacje: Nowa Europa, UniAkcje: Turcja, UniAkcje Dywidendowy and UniLokata also in securities issued or guaranteed by: Australia, Austria, Belgium, Bulgaria, Canada, Cyprus, Czech Republic, Denmark, Estonia, Finland, France, Germany, Great Britain, Greece, Hungary, Iceland, Ireland, Italy, Japan, Latvia, Lithuania, Luxembourg, Malta, Mexico, Netherlands, New Zealand, Norway, Poland, Portugal, Romania, Slovakia, Slovenia, South Korea, Spain, Sweden, Switzerland, Turkey, United States of America and the European Investment Bank and World Bank (The International Bank for Reconstruction and Development).

Information prospectuses, key investor information, information for clients of AIF, tables of fees, information on investment risk and taxes are available through the website: www.union-investment.pl.

Union Investment TFI S.A. operates under a licence from the Securities and Exchange Commission (currently: Polish Financial Supervision Authority) of 1 June 1995, no. of decision KPW-4073-1\95.

Any questions?



801 144 144

(+48) 22 449 03 33 (Monday to Friday from 8:00 to 18:00)



tfi@union-investment.pl