

UniAkcje: Nowa Europa

Central and East Europe equities

Rating Analiz Online



Level of risk:

minimal

low

moderate

high

highest

Investment policy

The sub-fund invests mostly in stocks of issuers from Central and Eastern Europe or stocks of issuers operating mainly in the area of Central and Eastern Europe, as well as in depositary receipts, e.g. ADR or GDR. The share of stocks and other equity securities in the sub-fund's assets will not be lower than 60%. Stocks of issuers from Central and Eastern Europe are understood as the stocks issued by issuers from such countries as Lithuania, Latvia, Estonia, Poland, Czech Republic, Slovakia, Hungary, Slovenia, Turkey, Russia, Ukraine, Macedonia, Croatia, Bosnia and Herzegovina, Serbia, Montenegro, Albania, Bulgaria, Romania, Cyprus and Kazakhstan. Investments of the sub-fund in stocks and other securities are made, above all, based on the fundamental analysis; in particular, in the case of equity securities, the basic criteria will be determination of the market and technological advantages of companies and the quality of business management.

Sub-fund profile

Sub-fund type	equity sub-fund
Inception date	1 August 2006
Fund management company	Union Investment TFI S.A.
Stockholder of the management company	Union Asset Management Holding AG – 100%
Minimum initial and next payments	100 PLN
Maximum front-load fee according to table of fees	5%
Maximum management fee	4%
Actual management fee	3%
Performance fee	25% over reference rate*
Sub-fund manager	Ryszard Rusak
Net asset value	51.47 mln PLN
Value of participation unit	138.79 PLN
Bank account numbers	59 1880 0009 0000 0013 0023 7004

* reference rate - 2 x 1 year WIBID

Recommended minimal investment horizon:



Investor profile

Investors who:

- want to participate in the potential of the developing Central and East European markets, the so-called emerging markets,
- want to limit the risk through a wide geographical diversification,
- want transparent and liquid form of an investment,
- value professional management.



UniAkcje: Nowa Europa

Central and East Europe equities

Rating Analiz Online



Level of risk:



minimal



low



moderate



high



highest

Sub-fund performance*

	1 month	3 months	6 months	1 year	2 years	5 years	10 years
UniAkcje: Nowa Europa (%)	3.74	3.01	5.38	16.01	39.32	32.85	–

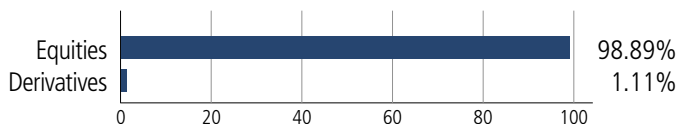
* Performance of the sub-fund is calculated on the basis of last working days of each month.

Sub-fund performance

— UniAkcje: Nowa Europa



Asset allocation



Benchmark¹

No benchmark

¹ The model portfolio, which is a point of reference to evaluation of fund assets management results.



UniAkcje: Nowa Europa

Central and East Europe equities

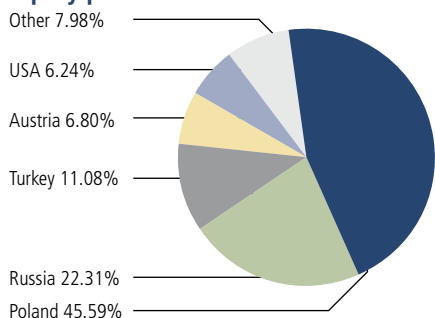
Rating Analiz Online



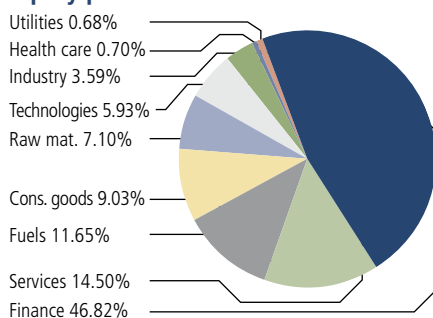
Level of risk:



Geographic allocation of equity portfolio



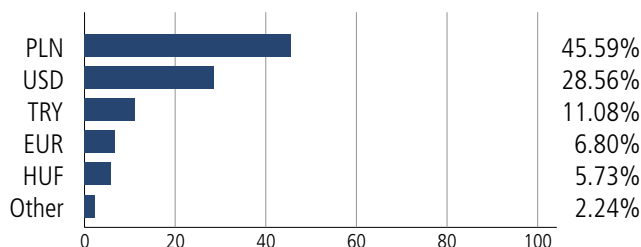
Sector allocation of equity portfolio



Dictionary

Beta to benchmark – this ratio shows the relation between changes in the value of a fund unit and the benchmark. Beta of 1 means that changes in the value of a fund unit are the same as of the benchmark, which suggests that the composition of instruments in the fund is the same as the composition of instruments in the benchmark. Beta below 1 means that a growth (decrease) in the benchmark by 1% is usually connected with a growth (decrease) in the value of a fund unit by less than 1%. Beta over 1 means that a growth (decrease) in the benchmark by 1% is usually connected with a growth (decrease) in the value of a fund unit by more than 1%.

Currency structure



Beta to WIG – this ratio shows the relation between changes in the value of a fund unit and changes in the WIG index. Beta of 1 means that changes in the value of a fund unit are the same as changes in the WIG index. Beta below 1 means that a growth (decrease) in the benchmark by 1% is usually connected with a growth (decrease) in the value of the WIG index by less than 1%. Beta over 1 means that a growth (decrease) in the WIG index by 1% is usually connected with a growth (decrease) in the value of a fund unit by more than 1%.

Risk measures

	12 m
Beta to benchmark	–
Beta to WIG	0.51
Information ratio	–
Tracking error	–
Sharpe's ratio	2.17
Standard deviation	6.69%

Information ratio – this ratio shows the profitability of risk borne by the fund compared to its benchmark. The higher the information ratio, the lower the risk at which the return of the fund is generated compared to the benchmark. The fund with the information ratio over 0.3 is considered as effectively managed.

Tracking error – this ratio shows how risky the given fund is compared to its benchmark. The higher the ratio, the more aggressively is the fund managed compared to its benchmark. The ratio is used to compare the risk of funds with a similar profile (e.g. equity funds).

UniAkcje: Nowa Europa

Central and East Europe equities

Rating Analiz Online



Level of risk:

 minimal

 low

 moderate

 high

 highest

10 biggest positions*

X5 Retail Group NV-REGS GDR	ISIN: US98387E2054	4.59%
Powszechny Zakład Ubezpieczeń S.A.	ISIN: PLPZU0000011	4.31%
PCC Rokita S.A.	ISIN: PLPCCRK00076	4.17%
Dino Polska S.A.	ISIN: PLDINPL00011	3.83%
GE Money Bank AS	ISIN: CZ0008040318	3.81%
Tupras-Turkiye Petrol Rafinerileri	ISIN: TRATUPRS91E8	3.75%
LiveChat Software S.A.	ISIN: PLLVTSF00010	3.52%
Alior Bank S.A.	ISIN: PLALIOR00045	3.49%
MOL Magyar Olaj- es Gazipari RT.	ISIN: HU0000068952	3.48%
Turkiye Halk Bankasi	ISIN: TRETAL00019	3.29%

* Information as of 30.06.2017.

The result presented does not include front-load fees associated with investing in a given sub-fund or taxes. Front-load fees and applicable taxes may be deducted from the result.

The UniEURIBOR sub-fund is denominated in EUR. Incoming and outgoing payments by way of purchase or sale of participation units in the sub-fund are made in EUR. In the event a participant intends to obtain investment returns in a currency other than EUR, the participant must take into account the fact that any returns may increase or decrease as a result of currency fluctuations.

The UniDolar Pieniężny sub-fund is denominated in USD. Incoming and outgoing payments by way of purchase or sale of participation units in the sub-fund are made in USD. In the event a participant intends to obtain investment returns in a currency other than USD, the participant must take into account the fact that any returns may increase or decrease as a result of currency fluctuations.

No guarantee of achievement of the objectives of the investment funds; there is a possibility of a decrease in value, including the loss of a part of the invested funds.

A high volatility of the net asset value: UniAkcje Małych i Średnich Spółek, UniAkcje Sektory Wzrostu, UniAkcje: Nowa Europa, UniKorona Akcje, UniKorona Zrównoważony, UniStabilny Wzrost, UniObligacje: Nowa Europa and UniAkcje: Turcja, UniAkcje Dywidendowy in UniFundusze^{FIO}, UniObligacje Aktywne, UniAkcje: Daleki Wschód, UniEURIBOR, UniAkcje Biopharma, UniAkcje Selektywny Globalny in UniFundusze^{FIO}.

The possibility of the deposit more than 35% of assets of UniKorona Pieniężny, UniKorona Obligacje, UniStabilny Wzrost, UniKorona Zrównoważony, UniAkcje: Daleki Wschód, UniAktywne Pieniężny, SGB Zagraniczny, SGB Dłużny, UniGotówkowy Aktywa Polskie in securities issued or guaranteed by the Polish Treasury or the Polish National Bank, and in the case of UniDolar Pieniężny, UniObligacje: Nowa Europa, UniAkcje: Turcja, UniAkcje Dywidendowy and UniLokata also in securities issued or guaranteed by: Australia, Austria, Belgium, Bulgaria, Canada, Cyprus, Czech Republic, Denmark, Estonia, Finland, France, Germany, Great Britain, Greece, Hungary, Iceland, Ireland, Italy, Japan, Latvia, Lithuania, Luxembourg, Malta, Mexico, Netherlands, New Zealand, Norway, Poland, Portugal, Romania, Slovakia, Slovenia, South Korea, Spain, Sweden, Switzerland, Turkey, United States of America and the European Investment Bank and World Bank (The International Bank for Reconstruction and Development).

Information prospectuses, Key investor information, information for clients of AIF, tables of fees, information on investment risk and taxes are available through the website: www.union-investment.pl.

Union Investment TFI S.A. operates under a licence from the Securities and Exchange Commission (currently: Polish Financial Supervision Authority) of 1 June 1995, no. of decision KPW-4073-1/95.

Any questions?



801 144 144

(+48) 22 449 03 33 (Monday to Friday from 8:00 to 18:00)



tfi@union-investment.pl