

# UniAkcje Wzrostu

Rating Analiz Online



## Multi-sectorial sub-fund

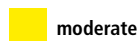
Level of risk:



minimal



low



moderate



high



highest

### Investment policy

UniAkcje Wzrostu sub-fund is a financial instrument which allows making profit based on investments in stocks of companies from sectors with high potential on the Polish market and other markets from Central and Eastern Europe. Investments are based on fundamental analysis and qualitative assessment of companies in sectors. There is a possibility of matching or changing companies in the portfolio depending on their growth perspectives.

### Investor profile

The sub-fund is addressed to investors who:

- want to make profit by investing simultaneously in a few sectors with high growth potential and benefit from the opportunities offered by a unique investment strategy (the first sub-fund on the Polish market which is not confined to one sector),
- are interested in active management in-between sectors,
- plan at least a 5-year investment horizon.

### Sub-fund profile

Sub-fund type	equity sub-fund
Inception date	1 November 2007
Fund management company	Union Investment TFI S.A.
Stockholder of the management company	Union Asset Management Holding AG – 100%
Minimum initial and next payments	100 PLN
Maximum front-load fee according to table of fees	5%
Maximum management fee	3%
Actual management fee	3%
Performance fee	22% over reference rate*
Sub-fund manager	Tomasz Matras
Net asset value	182.73 mln PLN
Value of participation unit	115.65 PLN
Bank account numbers	07 1880 0009 0000 0013 0052 7000

\* reference rate – 2 x 1 year WIBID

#### Recommended minimal investment horizon:



# UniAkcje Wzrostu

Rating Analiz Online



## Multi-sectorial sub-fund

Level of risk:



minimal



low



moderate



high



highest

### Sub-fund performance\*

	1 month	3 months	6 months	1 year	2 years	5 years	10 years
UniAkcje Wzrostu (%)	-3.48	0.66	-2.14	4.78	33.79	43.61	9.34

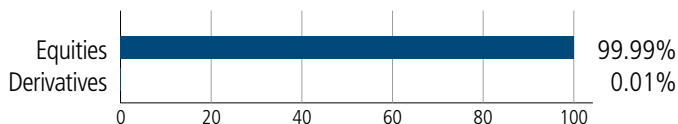
\* Performance of the sub-fund is calculated on the basis of last working days of each month.

### Sub-fund performance

— UniAkcje Wzrostu



### Asset allocation



### Benchmark<sup>1</sup>

No benchmark

<sup>1</sup> The model portfolio, which is a point of reference to evaluation of fund assets management results.

# UniAkcje Wzrostu

Rating Analiz Online



## Multi-sectorial sub-fund



Level of risk:



minimal



low



moderate

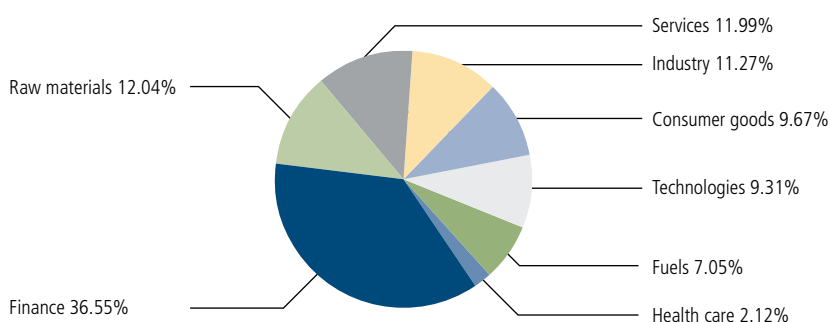


high

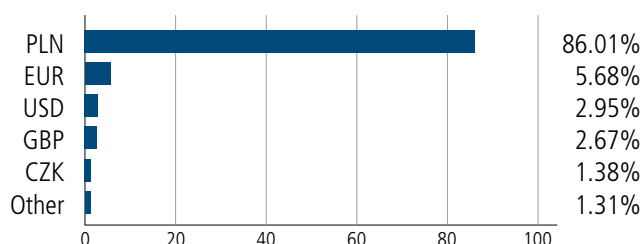


highest

### Sector allocation of equity portfolio



### Currency structure



### Risk measures

	12 m
Beta to WIG	0.60
Sharpe's ratio	0.47
Standard deviation	7.00%

### 10 biggest positions\*

Powszechny Zakład Ubezpieczeń S.A.	ISIN: PLPZU0000011	8.19%
Polski Koncern Naftowy Orlen S.A.	ISIN: PLPKN0000018	4.97%
KGHM Polska Miedź S.A.	ISIN: PLKGM0000017	3.90%
Powszechna Kasa Oszczędności Bank Polski S.A.	ISIN: PLPKO0000016	3.53%
Alior Bank S.A.	ISIN: PLALIOR00045	3.44%
Bank Polska Kasa Opieki S.A.	ISIN: PLPEKAO00016	3.43%
CCC S.A.	ISIN: PLCCC0000016	2.88%
CD Projekt S.A.	ISIN: PLOPTTC00011	2.57%
LiveChat Software S.A.	ISIN: PLLVTSF00010	2.47%
Dino Polska S.A.	ISIN: PLDINPL00011	2.10%

\* Information as of 30.06.2017.

### Dictionary

**Beta to WIG** – this ratio shows the relation between changes in the value of a fund unit and changes in the WIG index. Beta of 1 means that changes in the value of a fund unit are the same as changes in the WIG index. Beta below 1 means that a growth (decrease) in the benchmark by 1% is usually connected with a growth (decrease) in the value of the WIG index by less than 1%. Beta over 1 means that a growth (decrease) in the WIG index by 1% is usually connected with a growth (decrease) in the value of a fund unit by more than 1%.

**Sharpe's ratio** – this ratio shows the profitability of risk borne by the fund compared to safe investments (e.g. treasury bonds). The higher the Sharpe's ratio, the lower the risk at which the return of the fund is generated compared to safe investments.

**Standard deviation** – this ratio shows how risky the given fund is. The higher the ratio, the more volatile the price of a fund unit. This ratio is used to compare the risk of funds with a similar profile (e.g. equity funds).

# UniAkcje Wzrostu

Rating Analiz Online



## Multi-sectorial sub-fund

Level of risk:



minimal



low



moderate



high



highest

This material is distributed to advertise or promote services provided by Union Investment TFI S.A.

Presented financial information concerns the indicated period in the past and does not constitute a guarantee of achievement of similar results in the future.

The result presented does not include front-load fees associated with investing in a given sub-fund or taxes. Front-load fees and applicable taxes may be deducted from the result. The UniEURIBOR sub-fund is denominated in EUR. Incoming and outgoing payments by way of purchase or sale of participation units in the sub-fund are made in EUR. In the event a participant intends to obtain investment returns in a currency other than EUR, the participant must take into account the fact that any returns may increase or decrease as a result of currency fluctuations.

The UniDolar Pieniężny sub-fund is denominated in USD. Incoming and outgoing payments by way of purchase or sale of participation units in the sub-fund are made in USD. In the event a participant intends to obtain investment returns in a currency other than USD, the participant must take into account the fact that any returns may increase or decrease as a result of currency fluctuations.

No guarantee of achievement of the objectives of the investment funds; there is a possibility of a decrease in value, including the loss of a part of the invested funds.

**A high volatility of the net asset value: UniAkcje Małych i Średnich Spółek, UniAkcje Sektory Wzrostu, UniAkcje: Nowa Europa, UniKorona Akcje, UniKorona Zrównoważony, UniStabilny Wzrost, UniObligacje: Nowa Europa and UniAkcje: Turcja, UniAkcje Dywidendowy in UniFundusze<sup>FIO</sup>, UniObligacje Aktywne, UniAkcje: Daleki Wschód, UniEURIBOR, UniAkcje Biopharma, UniAkcje Selektywny Globalny in UniFundusze<sup>SFIO</sup>.**

The possibility of the deposit more than 35% of assets of UniKorona Pieniężny, UniKorona Obligacje, UniStabilny Wzrost, UniKorona Zrównoważony, UniAkcje: Daleki Wschód, UniAktywne Pieniężny, SGB Zagraniczny, SGB Dłużny, UniGotówkowy Aktywa Polskie in securities issued or guaranteed by the Polish Treasury or the Polish National Bank, and in the case of UniDolar Pieniężny, UniObligacje: Nowa Europa, UniAkcje: Turcja, UniAkcje Dywidendowy and UniLokata also in securities issued or guaranteed by: Australia, Austria, Belgium, Bulgaria, Canada, Cyprus, Czech Republic, Denmark, Estonia, Finland, France, Germany, Great Britain, Greece, Hungary, Iceland, Ireland, Italy, Japan, Latvia, Lithuania, Luxembourg, Malta, Mexico, Netherlands, New Zealand, Norway, Poland, Portugal, Romania, Slovakia, Slovenia, South Korea, Spain, Sweden, Switzerland, Turkey, United States of America and the European Investment Bank and World Bank (The International Bank for Reconstruction and Development).

Information prospectuses, Key investor information, information for clients of AIF, tables of fees, information on investment risk and taxes are available through the website: [www.union-investment.pl](http://www.union-investment.pl).

Union Investment TFI S.A. operates under a licence from the Securities and Exchange Commission (currently: Polish Financial Supervision Authority) of 1 June 1995, no. of decision KPW-4073-1\95.

## Any questions?



801 144 144

(+48) 22 449 03 33 (Monday to Friday from 8:00 to 18:00)



[tfi@union-investment.pl](mailto:tfi@union-investment.pl)