

# UniEURIBOR

## The first in Poland money sub-fund in EURO



### Level of risk:

 minimal

 **low**

 moderate

 high

 highest

### Investment policy

The sub-fund invests in money market instruments and bonds issued mostly by companies from Poland and CEE countries. Redemption period of these instruments does not exceed one year or interest rates of these instruments are fixed for a period no longer than one year. A basic investment currency is euro.

### Investor profile

The sub-fund is dedicated to institutional investors who:

- have financial surpluses in euro,
- get subsidies from European Union on business development,
- export products to euro zone countries,
- square up in euro with their foreign stockholders,
- prefer short-term investments (maximum one year).

### Sub-fund profile

Sub-fund type	money market sub-fund in euro
Inception date	8 July 2009
Fund management company	Union Investment TFI S.A.
Stockholder of the management company	Union Asset Management Holding AG – 100%
Minimum initial payment	for institutional Clients: 10.000 euro for individuals: 40.000 euro
Minimum next payment	for institutional Clients: 10.000 euro for individuals: 1.000 euro
Maximum front-load fee according to table of fees	0%
Maximum management fee	1%
Actual management fee	0.8%
Sub-fund manager	Andrzej Czarnecki
Net asset value	13.23 mln euro
Value of participation unit	1,201.45 euro
Bank account numbers	31 1880 0009 0000 0013 0062 9000

### Recommended minimal investment horizon:





# UniEURIBOR

The first in Poland money sub-fund in EURO

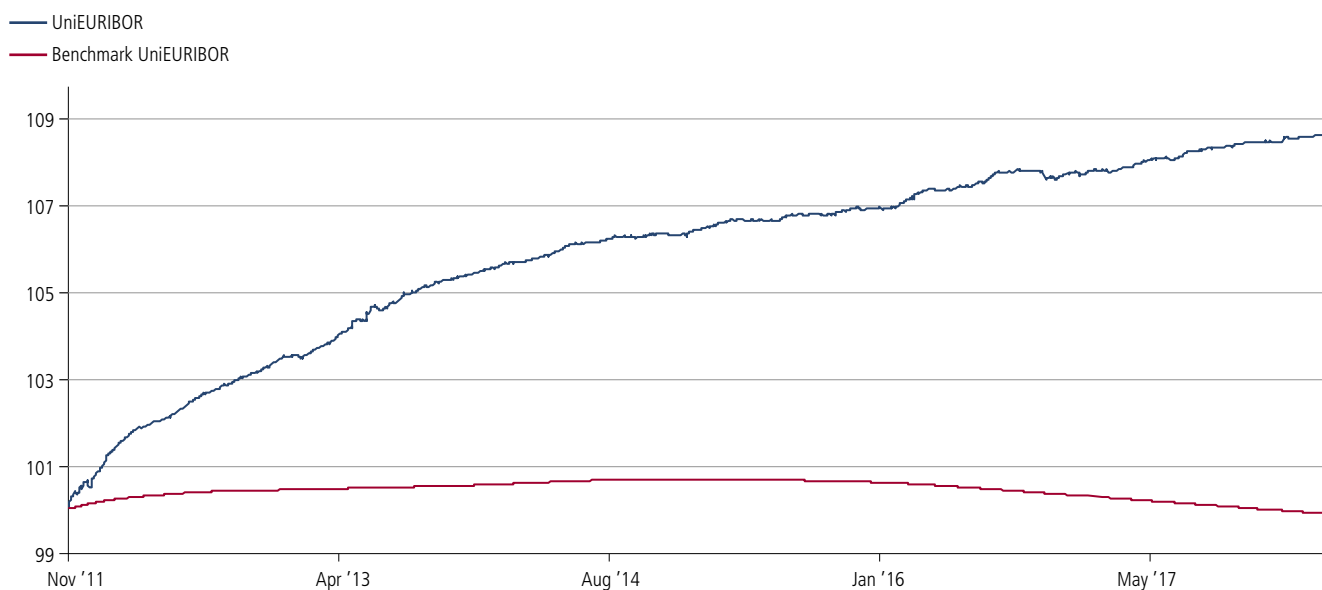
Level of risk: ■ minimal ✓ low ■ moderate ■ high ■ highest

## Sub-fund performance vs. benchmark\*

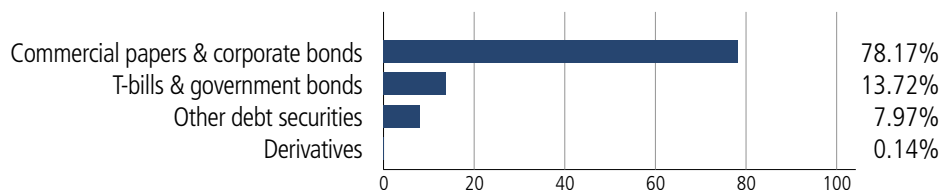
	1 month	3 months	6 months	1 year	2 years	5 years	10 years
UniEURIBOR (%)	0.01	0.05	0.20	0.62	1.19	4.29	–
Benchmark (%)	-0.03	-0.09	-0.19	-0.38	-0.75	-0.67	–
Difference	0.04	0.14	0.39	1.00	1.94	4.96	–

\* Performance of the sub-fund and its benchmark is calculated on the basis of last working days of each month.

## Sub-fund performance vs. benchmark



## Asset allocation



## Benchmark<sup>1</sup>

EURIBOR 1-month

<sup>1</sup> The model portfolio, which is a point of reference to evaluation of fund assets management results.

# UniEURIBOR

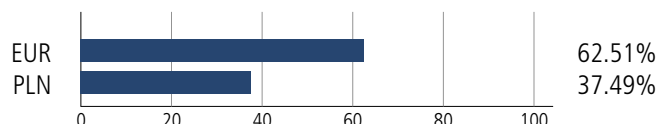
## The first in Poland money sub-fund in EURO



### Level of risk:



### Currency structure



### Risk measures

	12 m
Beta to WIG	–
Information ratio	7.01
Tracking error	0.14%
Standard deviation	0.14%
Duration*	0.68

### 10 biggest positions\*\*

PEK0519	ISIN: PLBPHHP00127	13.97%
ROM0618	ISIN: XS0371163600	7.97%
PKO0119	ISIN: XS1019818787	5.33%
PZU0719	ISIN: XS1082661551	5.29%
ENG1019	ISIN: PLENERG00014	4.75%
PGE0619	ISIN: XS1075312626	3.50%
PEK0119	ISIN: PLBPHHP00135	3.44%
CEB0721	ISIN: XS1082830255	3.42%
POZ1226X	SERIES: X	3.30%
POZ1226Y	SERIES: Y	3.30%

\* Modified duration; information as of 31.01.2018.

\*\* Information as of 30.06.2017.

### Dictionary

**Beta to WIG** – this ratio shows the relation between changes in the value of a fund unit and changes in the WIG index. Beta of 1 means that changes in the value of a fund unit are the same as changes in the WIG index. Beta below 1 means that a growth (decrease) in the benchmark by 1% is usually connected with a growth (decrease) in the value of the WIG index by less than 1%. Beta over 1 means that a growth (decrease) in the WIG index by 1% is usually connected with a growth (decrease) in the value of a fund unit by more than 1%.

**Information ratio** – this ratio shows the profitability of risk borne by the fund compared to its benchmark. The higher the information ratio, the lower the risk at which the return of the fund is generated compared to the benchmark. The fund with the information ratio over 0.3 is considered as effectively managed.

**Tracking error** – this ratio shows how risky the given fund is compared to its benchmark. The higher the ratio, the more aggressively is the fund managed compared to its benchmark. The ratio is used to compare the risk of funds with a similar profile (e.g. equity funds).

**Standard deviation** – this ratio shows how risky the given fund is. The higher the ratio, the more volatile the price of a fund unit. This ratio is used to compare the risk of funds with a similar profile (e.g. equity funds).

**Duration** – this ratio shows the change in the value of the debt part of the fund in reaction to a change in interest rates. The higher the duration, the bigger effect of a change in interest rates on a change in the value of a fund unit i.e. the higher the risk connected with the same.

# UniEURIBOR

## The first in Poland money sub-fund in EURO



Level of risk:



minimal



low



moderate



high



highest

This material is distributed to advertise or promote services provided by Union Investment TFI S.A.

Presented financial information concerns the indicated period in the past and does not constitute a guarantee of achievement of similar results in the future.

The result presented does not include front-load fees associated with investing in a given sub-fund or taxes. Front-load fees and applicable taxes may be deducted from the result. The UniEURIBOR sub-fund is denominated in EUR. Incoming and outgoing payments by way of purchase or sale of participation units in the sub-fund are made in EUR. In the event a participant intends to obtain investment returns in a currency other than EUR, the participant must take into account the fact that any returns may increase or decrease as a result of currency fluctuations.

The UniDolar Pieniężny sub-fund is denominated in USD. Incoming and outgoing payments by way of purchase or sale of participation units in the sub-fund are made in USD. In the event a participant intends to obtain investment returns in a currency other than USD, the participant must take into account the fact that any returns may increase or decrease as a result of currency fluctuations.

No guarantee of achievement of the objectives of the investment funds; there is a possibility of a decrease in value, including the loss of a part of the invested funds.

**A high volatility of the net asset value: UniAkcje Małych i Średnich Spółek, UniAkcje Wzrostu, UniAkcje: Nowa Europa, UniKorona Akcje, UniKorona Zrównoważony, UniStabilny Wzrost, UniObligacje: Nowa Europa and UniAkcje: Turcja, UniAkcje Dywidendowy in UniFundusze<sup>FIO</sup>, UniObligacje Aktywne, UniAkcje: Daleki Wschód, UniEURIBOR, UniAkcje Biopharma, UniAkcje Selektywny Globalny in UniFundusze<sup>SFIO</sup>.**

The possibility of the deposit more than 35% of assets of UniKorona Pieniężny, UniKorona Obligacje, UniStabilny Wzrost, UniKorona Zrównoważony, UniAkcje: Daleki Wschód, UniAktywne Pieniężny, SGB Zagraniczny, SGB Dłużny, UniGotówkowy Aktywa Polskie in securities issued or guaranteed by the Polish Treasury or the Polish National Bank, and in the case of UniDolar Pieniężny, UniObligacje: Nowa Europa, UniAkcje: Turcja, UniAkcje Dywidendowy and UniLokata also in securities issued or guaranteed by: Australia, Austria, Belgium, Bulgaria, Canada, Cyprus, Czech Republic, Denmark, Estonia, Finland, France, Germany, Great Britain, Greece, Hungary, Iceland, Ireland, Italy, Japan, Latvia, Lithuania, Luxembourg, Malta, Mexico, Netherlands, New Zealand, Norway, Poland, Portugal, Romania, Slovakia, Slovenia, South Korea, Spain, Sweden, Switzerland, Turkey, United States of America and the European Investment Bank and World Bank (The International Bank for Reconstruction and Development).

Information prospectuses, Key investor information, information for clients of AIF, tables of fees, information on investment risk and taxes are available through the website: [www.union-investment.pl](http://www.union-investment.pl).

Union Investment TFI S.A. operates under a licence from the Securities and Exchange Commission (currently: Polish Financial Supervision Authority) of 1 June 1995, no. of decision KPW-4073-1\95.

## Any questions?



801 144 144

(+48) 22 449 03 33 (Monday to Friday from 8:00 to 18:00)



[tfi@union-investment.pl](mailto:tfi@union-investment.pl)