

# UniWIBID Plus

Rating Analiz Online



## Polish money instruments for institutions and individuals

Level of risk:



minimal



low



moderate



high



highest

### Investment policy

The fund belongs to specialist categories. The resources of its participants are invested in such money market instruments whose redemption period does not exceed one year or whose interest rates are fixed for a period not longer than a year. The proportion of other investment categories in the sub-fund should be lower than 30% of the value of the assets. When investing the fund employs investment limitations obligatory for closed-end investment funds.

The investments of the fund are made primarily on the basis of current ratings and prognoses for the macroeconomic situation of the country issuing the securities, and their impact on market interest rates.

### Investor profile

The sub-fund is designated for institutional investors who:

- want to invest financial surpluses in short-term debt securities and other money market instruments,
- are interested in a diversified and flexible cash portfolio and a highly liquid investment,
- appreciate professional management.

### Sub-fund profile

Sub-fund type	Polish money instruments fund
Inception date	1 July 2003
Fund management company	Union Investment TFI S.A.
Stockholder of the management company	Union Asset Management Holding AG – 100%
Minimum initial and next payments	for institutional Clients: 100.000 PLN for individuals: the equivalent of 40.000 euro
Maximum front-load fee according to table of fees	0%
Maximum management fee	1%
Actual management fee	0,9%
Performance fee	15% over reference rate*
Sub-fund manager	Marek Warmuz
Net asset value	1,116.08 mIn PLN
Value of participation unit	1,773.33 PLN
Bank account numbers	53 1880 0009 0000 0013 0017 6002

\* reference rate – 1 month WIBID rate decreased by the reserve requirement rate published by National Bank of Poland

### Recommended minimal investment horizon:





# UniWIBID Plus

Rating Analiz Online



Polish money instruments for institutions and individuals

Level of risk: ■ minimal ■ low ✓ moderate ■ high ■ highest

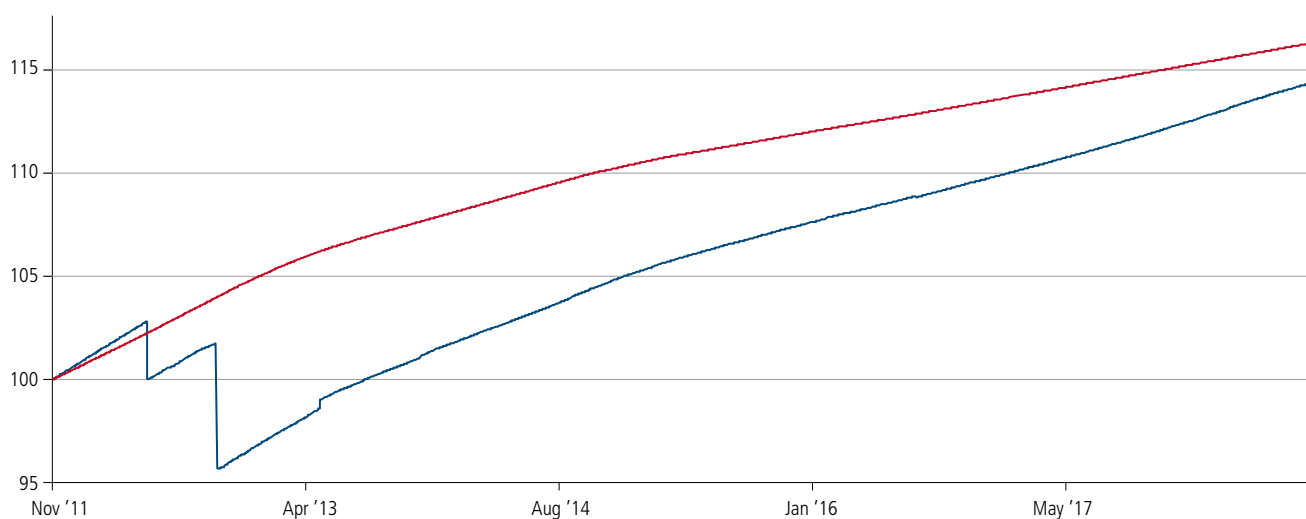
## Sub-fund performance vs. benchmark\*

	1 month	3 months	6 months	1 year	2 years	5 years	10 years
UniWIBID Plus (%)	0.17	0.57	1.23	2.50	4.77	13.83	35.21
Benchmark (%)	0.11	0.35	0.70	1.40	2.84	8.44	31.11
Difference	0.06	0.22	0.53	1.10	1.93	5.39	4.10

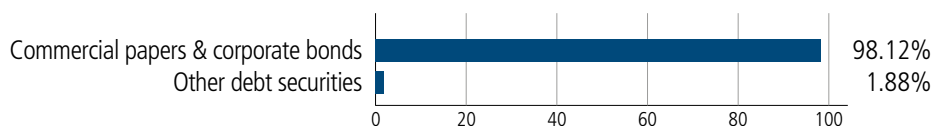
\* Performance of the sub-fund and its benchmark is calculated on the basis of last working days of each month.

## Sub-fund performance vs. benchmark

— UniWIBID Plus  
— Benchmark UniWIBID Plus



## Asset allocation



## Benchmark<sup>1</sup>

The rate of 1M WIBID less the rate of mandatory provisions of the National Bank of Poland

<sup>1</sup> The model portfolio, which is a point of reference to evaluation of fund assets management results.

# UniWIBID Plus

Rating Analiz Online



## Polish money instruments for institutions and individuals

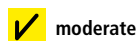
Level of risk:



minimal



low



moderate

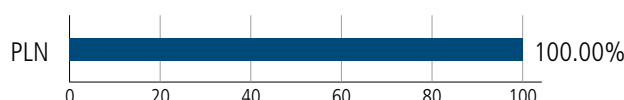


high



highest

### Currency structure



### Risk measures

	12 m
Beta to WIG	0.00
Information ratio	22.32
Tracking error	0.05%
Standard deviation	0.06%
Duration*	0.23

### 10 biggest positions\*\*

PEKAO BANK HIPOTECZNY SA	ISIN: PLBPHHP00069	6.78%
Powszechny Zakład Ubezpieczeń SA	ISIN: PLPZU0000037	5.62%
MBANK Bank Hipoteczny SA	ISIN: PLRHNHP00490	4.41%
TAURON Polska Energia SA	ISIN: PLTAURN00037	3.44%
ENEA SA	ISIN: PLENEA000088	3.18%
Santander Consumer Bank SA	SERIA: SCB00035	3.14%
Bank PEKAO SA	ISIN: PLPEKAO00289	3.05%
CYFROWY POLSAT SA	ISIN: PLCFRPT00039	2.69%
PKO Bank Polski SA	ISIN: PLPKO0000099	2.48%
PKO Bank Polski SA	ISIN: PLPKO0000107	2.28%

\* Modified duration; information as of 29.06.2018.

\*\* Information as of 30.06.2018.

### Dictionary

**Beta to WIG** – this ratio shows the relation between changes in the value of a fund unit and changes in the WIG index. Beta of 1 means that changes in the value of a fund unit are the same as changes in the WIG index. Beta below 1 means that a growth (decrease) in the benchmark by 1% is usually connected with a growth (decrease) in the value of the WIG index by less than 1%. Beta over 1 means that a growth (decrease) in the WIG index by 1% is usually connected with a growth (decrease) in the value of a fund unit by more than 1%.

**Information ratio** – this ratio shows the profitability of risk borne by the fund compared to its benchmark. The higher the information ratio, the lower the risk at which the return of the fund is generated compared to the benchmark. The fund with the information ratio over 0.3 is considered as effectively managed.

**Tracking error** – this ratio shows how risky the given fund is compared to its benchmark. The higher the ratio, the more aggressively is the fund managed compared to its benchmark. The ratio is used to compare the risk of funds with a similar profile (e.g. equity funds).

**Standard deviation** – this ratio shows how risky the given fund is. The higher the ratio, the more volatile the price of a fund unit. This ratio is used to compare the risk of funds with a similar profile (e.g. equity funds).

**Duration** – this ratio shows the change in the value of the debt part of the fund in reaction to a change in interest rates. The higher the duration, the bigger effect of a change in interest rates on a change in the value of a fund unit i.e. the higher the risk connected with the same.

# UniWIBID Plus

Rating Analiz Online



## Polish money instruments for institutions and individuals

Level of risk:



minimal



low



moderate



high



highest

This material is distributed to advertise or promote services provided by Union Investment TFI S.A.

Presented financial information concerns the indicated period in the past and does not constitute a guarantee of achievement of similar results in the future.

The result presented does not include front-load fees associated with investing in a given sub-fund or taxes. Front-load fees and applicable taxes may be deducted from the result. The UniEURIBOR sub-fund is denominated in EUR. Incoming and outgoing payments by way of purchase or sale of participation units in the sub-fund are made in EUR. In the event a participant intends to obtain investment returns in a currency other than EUR, the participant must take into account the fact that any returns may increase or decrease as a result of currency fluctuations.

The UniDolar Pieniężny sub-fund is denominated in USD. Incoming and outgoing payments by way of purchase or sale of participation units in the sub-fund are made in USD. In the event a participant intends to obtain investment returns in a currency other than USD, the participant must take into account the fact that any returns may increase or decrease as a result of currency fluctuations.

No guarantee of achievement of the objectives of the investment funds; there is a possibility of a decrease in value, including the loss of a part of the invested funds.

**A high volatility of the net asset value: UniAkcje Małych i Średnich Spółek, UniAkcje Wzrostu, UniAkcje: Nowa Europa, UniKorona Akcje, UniKorona Zrównoważony, UniStabilny Wzrost, UniObligacje: Nowa Europa and UniAkcje: Turcja, UniAkcje Dywidendowy in UniFundusze<sup>FIO</sup>, UniObligacje Aktywne, UniAkcje: Daleki Wschód, UniEURIBOR, UniAkcje Biopharma, UniAkcje Selektywny Globalny in UniFundusze<sup>SFIO</sup>.**

The possibility of the deposit more than 35% of assets of UniKorona Pieniężny, UniKorona Obligacje, UniStabilny Wzrost, UniKorona Zrównoważony, UniAkcje: Daleki Wschód, UniAktywne Pieniężny, SGB Zagraniczny, SGB Dłużny, UniGotówkowy Aktywa Polskie in securities issued or guaranteed by the Polish Treasury or the Polish National Bank, and in the case of UniDolar Pieniężny, UniObligacje: Nowa Europa, UniAkcje: Turcja, UniAkcje Dywidendowy and UniLokata also in securities issued or guaranteed by: Australia, Austria, Belgium, Bulgaria, Canada, Cyprus, Czech Republic, Denmark, Estonia, Finland, France, Germany, Great Britain, Greece, Hungary, Iceland, Ireland, Italy, Japan, Latvia, Lithuania, Luxembourg, Malta, Mexico, Netherlands, New Zealand, Norway, Poland, Portugal, Romania, Slovakia, Slovenia, South Korea, Spain, Sweden, Switzerland, Turkey, United States of America and the European Investment Bank and World Bank (The International Bank for Reconstruction and Development).

Information prospectuses, Key investor information, information for clients of AIF, tables of fees, information on investment risk and taxes are available through the website: [www.union-investment.pl](http://www.union-investment.pl).

Union Investment TFI S.A. operates under a licence from the Securities and Exchange Commission (currently: Polish Financial Supervision Authority) of 1 June 1995, no. of decision KPW-4073-1\95.

## Any questions?



801 144 144

(+48) 22 449 03 33 (Monday to Friday from 8:00 to 18:00)



[tfi@union-investment.pl](mailto:tfi@union-investment.pl)